




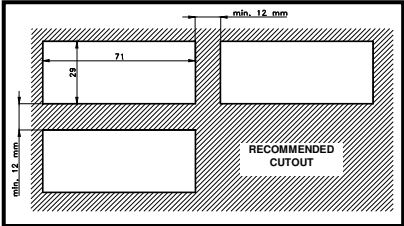
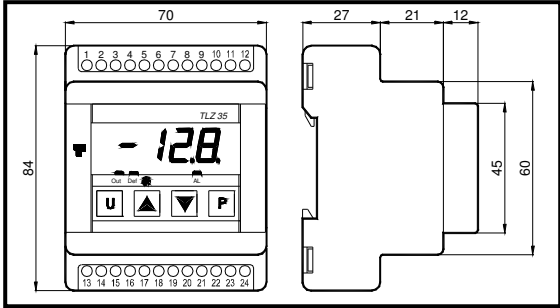
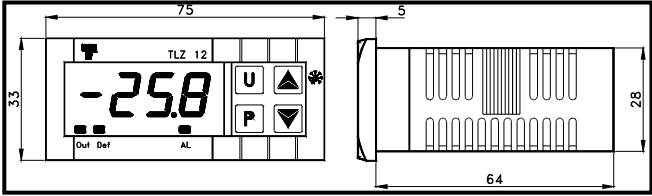
CE cUL[®]US

- 33x75 mm
- 4 Modules
- 100/240 VAC
- Relay 16 A

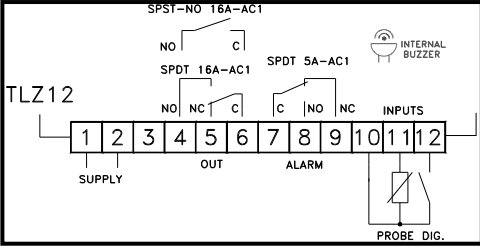
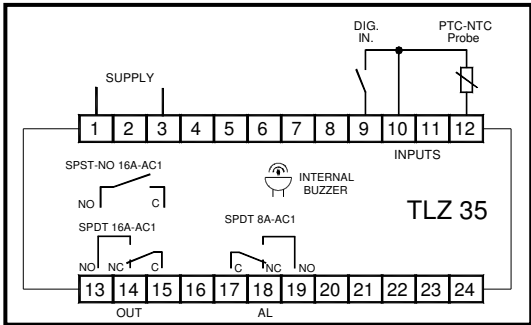
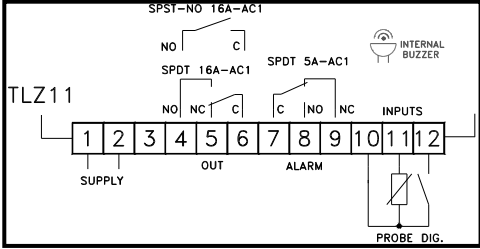
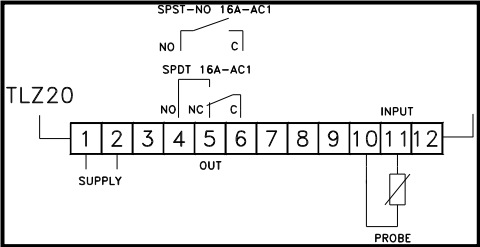
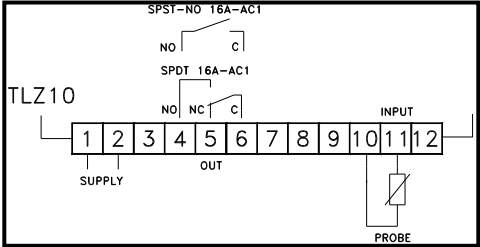
				
TLZ 10	TLZ 11	TLZ 12	TLZ 20	TLZ 35

MECHANICAL CHARACTERISTICS					
Housing		Self-extinguishing plastic, UL 94 V0			
Dimensions		33x75 mm– depth 64 mm			70x84x60 mm 4 DIN Modules
Weight		115 g approx.			Approx. 150 g.
Connections		2,5 mm ² screw terminal block			
Mounting		Flush in panel in 29x71 mm hole			OMEGA DIN rail
Front panel protection		IP 65 mounted in panel with gasket			--
ELECTRICAL DATA					
Power supply		12, 24 VAC/DC, 100...240 VAC +/-10%			
AC Frequency		50 / 60 Hz			
Power consumption		Approx. 3 VA			
INPUT DATA					
Thermistors		Programmable input for PTC KTY 81-121 (990 Ω at 25°C) or NTC 103AT-2 (10 kΩ at 25°C)			
Digital input		--	1 for free voltage contact	--	1 for free voltage contact
OUTPUT DATA					
Relay	OUT1	1 relay SPST-NO or 1 relay SPDT 16A-AC1, 6A-AC3/ 250 VAC	1 relay SPST-NO 16A-AC1,6A-AC3/250 VAC or 1 relay SPDT 16A- AC1,6A-AC3/250 VAC	1 relay SPST-NO or 1 relay SPDT 16A-AC1, 6A-AC3/ 250 VAC	1 relay SPST-NO or 1 relay SPDT 16A-AC1, 6A-AC3/250 VAC
	OUT2	--	1 relay SPDT 5A-AC1,2A-AC3/250 VAC	--	1 relay SPDT 8A-AC1, 3A-AC3/250 VAC
Relay electric life		100000 operations for relay SPST-NO 16A and SPDT 8A 50000 operations for relay SPDT 16A			
FUNCTIONAL DATA					
Control mode		ON/OFF			
Overall accuracy		+/-0,5 % end scale			
Display resolution		1° or 0,1°			
Measuring range		PTC -50...+150°C NTC -50...+109°C			
Measuring unit		°C - °F, programmable			
Sampling rate		130 msec			
Display		4 red digit h=12 mm			
Defrost control		--	Hand-feed/Automatic with time interval cycles by stopping compressor		
Acoustic alarm		--	Internal Buzzer	--	Internal Buzzer
Programming mode		By keyboard or by using fast programming tool "KEY01"			
Parameters access		Protected by programmable password			
Operating temperature		0...50°C			
Operating humidity		30...95 RH% without condensation			

DIMENSIONS (mm)



CONNECTIONS



CODING

TLZ 10	33 x 75	
TLZ 20		
Description	Codes	Codes Description
Power Supply	F	12 V AC/DC
	L	24 V AC/DC
	H	100...240 VAC
Output OUT1	R	Relay SPST-NO 16A AC1
	S	Relay SPDT 16A AC1

TLZ 35	4 DIN Modules	
Description	Codes	Codes Description
Power Supply	F	12 V AC/DC
	L	24 V AC/DC
	H	100...240 VAC
Output OUT1	R	Relay SPST-NO 16A AC1
	S	Relay SPDT 16A AC1
Alarm Output	R	Relay SPDT 8A AC1
	-	None
Acoustic Alarm	B	Buzzer
	-	None

TLZ 11	33 x 75	
TLZ 12		
Description	Codes	Codes Description
Power Supply	F	12 V AC/DC
	L	24 V AC/DC
	H	100...240 VAC
Output OUT1	R	Relay SPST-NO 16A AC1
	S	Relay SPDT 16A AC1
Alarm Output	R	Relay SPDT 5A AC1
	-	None